

RUNNING YOUR OWN EVENT: ACTIVITY PACK

in partnership with



INTRODUCTION

What's the best thing about being an Explorer Scout? Maybe it's trying out new things, meeting new people, or it could just be that it's great fun.

For many, the best thing about Scouting is the trips. As an Explorer Scout you get the opportunity to go on expeditions abroad as part of your Chief Scout or Duke of Edinburgh's Award, or camping nearer home where you get to go hiking, climbing and try many other challenging activities.


Preparing for these adventures takes planning. You need to think about what you need to take and get it ready. But, most importantly, you need to plan a budget so you can afford it.

FIVE SCOUTING EVENTS WHERE YOU NEED TO MANAGE YOUR MONEY

- 1. Camp:** Knowing how much you have to spend on everything from bus fares to beans will help you get the most out of your camping trip.
- 2. Jamboree:** It might be the first time you've been abroad without your parents and had to decide how to pay for things you want yourself.
- 3. Day trips:** If you spend all the cash you've got at the gift shop it may mean you can't afford that cinema trip later in the week.
- 4. Fundraising events:** The local fair's raffle can be hard to resist, but hammer it too hard and you may not have enough money to buy lunch.
- 5. Competitions:** You may feel jubilant if you've won a competition with your Explorer Scout Unit, but splashing all your cash on celebratory ice creams for all your mates might mean you're left short.

MAKE MONEY MAKE SENSE

We've worked with NatWest MoneySense to help us create this pack. If you want some more information on it, please go to natwest.com/moneysenseforschools



ACTIVITY: WHAT DO YOU NEED FOR CAMP?

Who hasn't at least once turned up at camp, started to pitch their tent and then realised they've forgotten something important like their tent pegs?

It can be easy to forget the most important things when you're in a rush pulling everything together.

This activity is a great opportunity for you to get involved in the planning process for the next camp. It'll help you understand what's involved in organising what is needed and how much it all costs, and it will develop your budgeting skills for camp and other events.


It'll give you a chance to shape what you get to do. You want to go climbing this year? Or kayaking? Then here's your chance to help make sure that it happens.

HOW TO DO THE ACTIVITY

1. Your Explorer Scout Leader will split you into teams of four.
2. You will be asked to work together to choose what equipment and items the Unit needs to take on their next camping trip. Write your list down in the space provided.
3. You'll then be asked to research how much the items you have written down will cost and write down the prices. If you don't have access to the internet in your meeting place, you might be asked to price everything up at home and bring it into the next meeting and continue your planning. Make sure you note down the website or shop name where you find each item.
4. Your leader will then let you know what the budget for the camp is. As a team you must decide what you can afford to take with you. Remember to check your Scout Group stores to see what you can borrow instead of having to buy.
5. Present your list to the rest of the Unit, explaining how it changed when you received the budget. How did you decide to save money?
6. Give the information you've gathered to your Explorer Scout Leader who will use it to help organise the equipment for your next camp.

“ I didn't really realise until later how good it was to be involved in helping plan a camp. There was the deciding on where to go, what activities to do and then figuring out how we were going to pay for it all. Being organised and looking after your money is one of those useful things Scouting can teach you, but you don't always realise it at the time.

Jay, 18, Portsmouth **”**



ACTIVITY: PLANNING AN EVENT

It's the big day of your event. Have you remembered to organise everything you need? You don't want to spend too much because you need to make your money back and more to raise funds for your overseas expedition.

This activity is a fun way to get you thinking about the costs involved in planning an event and how to stay within a tight budget.

HOW TO DO THE ACTIVITY


1. Your Explorer Scout Leader will split you into teams of four.
2. Each team will be given one of the following activities to organise:
 - A cake sale
 - A concert
 - A disco
 - A football match

If there are more teams than events, several teams may be given the same event to organise.

3. Your team will be given a budget of £200 and a set of cost cards.
4. As a team discuss and decide what the most important items are to spend your budget on to make your event a success and select your chosen cards making sure you stay in budget.
5. Then present your decisions to the rest of the Unit and explain how and why you made them. If you decided to cut costs in a certain area, why did you think other areas were more important? Are there any essential things you may have missed? Were there ways you thought of that could save money through help from parents or friends?

“ We organised a disco to raise money for some new camping equipment. We got the town hall for free and a friend was the DJ, but it was still a tight budget with the other stuff we had to get as well. We made money though, and it felt great.

Sarah, 15, Leicester ”



ACTIVITY: READY, STEADY... COOK!

Food, glorious food. One of the best bits of camp can be the cooking. But when you're on a budget you can't spend all your money on caviar and chips if you want to go potholing the next day, no matter how expensive your tastes are.

This activity will help you understand the cost of ingredients and basic food items and how to plan cooking for a large group when you go on camp.

HOW TO DO THE ACTIVITY

1. Your Explorer Scout Leader will divide you into teams of three.
2. Each team has a budget of £5 to make a two course meal, which must be prepared within 30 minutes. You'll have a little time to discuss recipe ideas and look at some provided for inspiration.
3. At the local supermarket your team must use your money to buy the ingredients you need. Make sure you keep your receipts or write down the cost of the ingredients in the space provided, as you'll need them later.
4. Before you cook your meal you have to swap one of your items for one bought by another team.
5. Once the meals have been cooked, your leaders will act as the judges, tasting each meal and rating it out of five.
6. The winning team must tell the rest of the Unit how much each ingredient cost. Then in your teams you must work out how much it would cost to make the same meal for a camp of 20 Explorer Scouts. You must also work out the quantities of ingredients and the cost of each one, before calculating the total cost. Use the space provided in your activity pack for any working out.

I like the canteen on camp and cooking around the fire. It's good for having a laugh and getting to know each other. When we do the cooking ourselves, well, it's always a challenge for some more than others, but we all enjoy it.

Hardeep, 16, York

